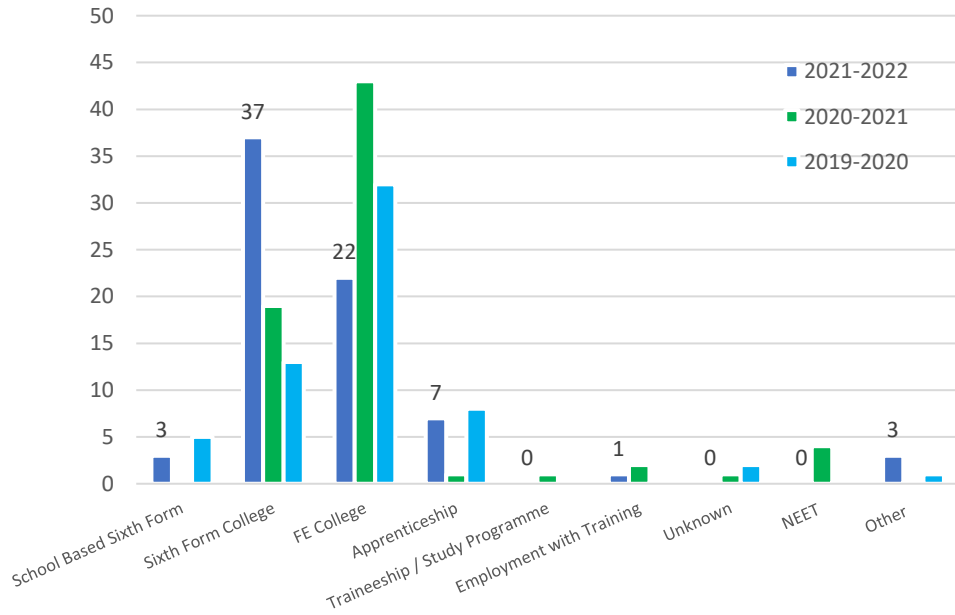
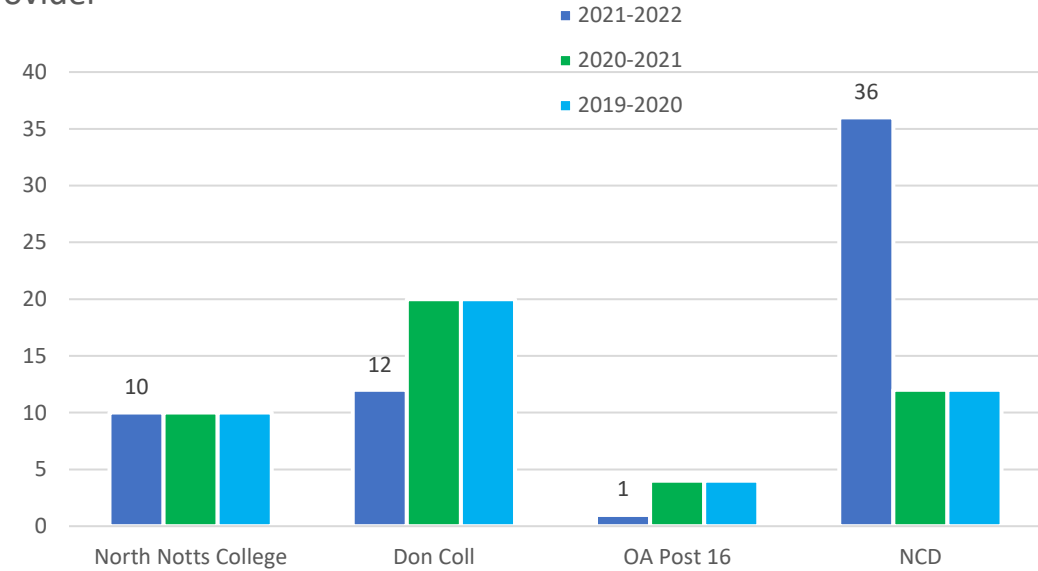


October Activity Destinations

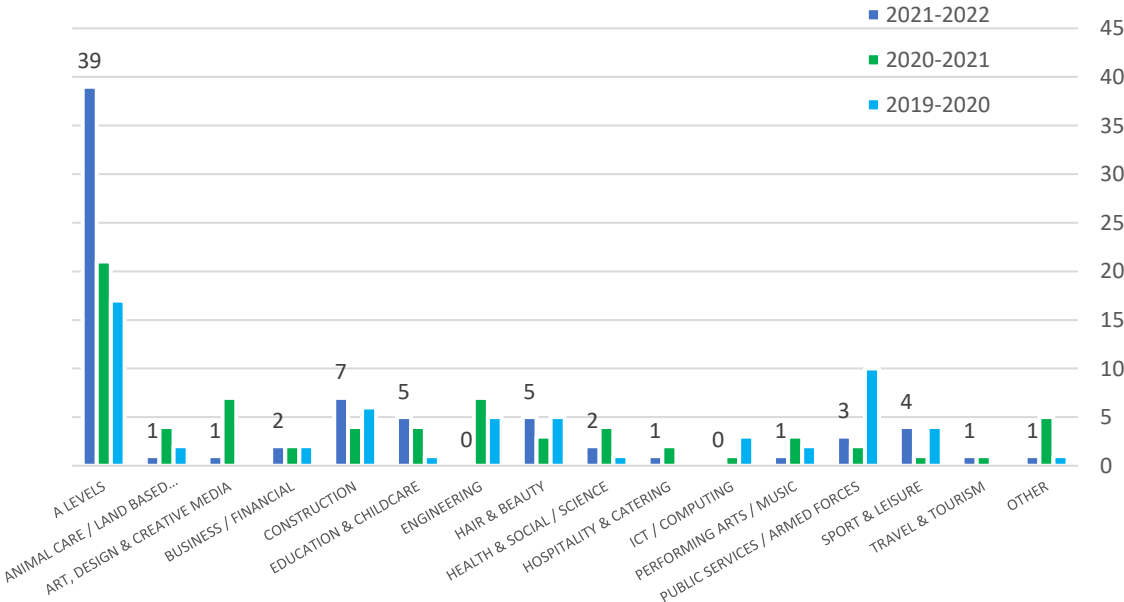


DELTA – SERLBY PARK ACADEMY Y11 DESTINATIONS 2021-2022

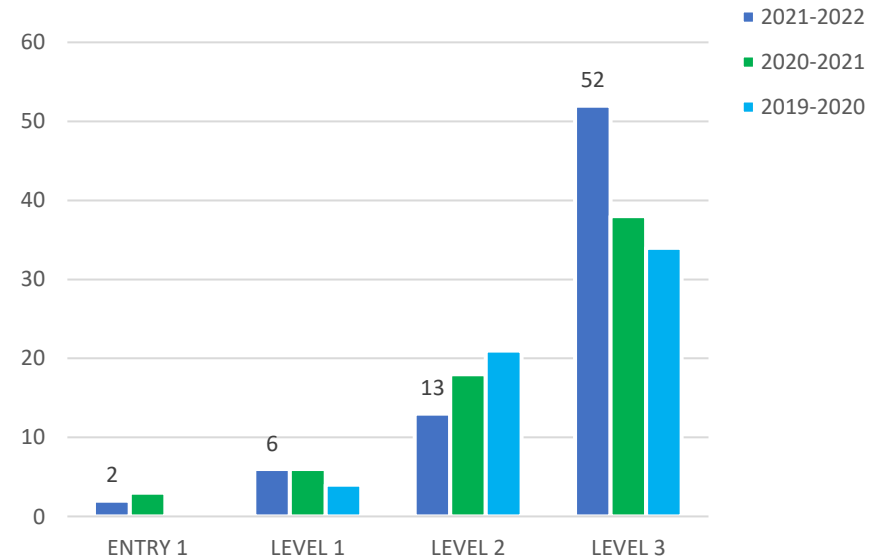
Provider



Sectors of Interest



Qualification Levels



HEADLINES – 2022 Leavers

Destinations (Top 2)

Most popular destination is Sixth Form College attracting 37 students (50%), an 23% increase from last year.

Second most popular destination was FE College (historically the most popular destination) with 22 students (30%) choosing this pathway. This is a 31% decrease from the previous year.

The anticipated NEET figure stands at 0%*. This is a 4% decrease on last year's data.

Qualification Levels

Total number of Y11 students - 73

- 71% (52 students) progressed onto L3 courses (17% increase on last year)
- 18% (13 students) progressed onto L2 courses
- 8% (6 students) progressed onto L1 courses
- 3% (2 students) progressed onto entry level course

Providers

Doncaster College has historically been the dominant provider; however, this year have been overtaken by New College Doncaster as the most popular provider. New College Doncaster previously attracted 26% of students, however this year have enrolled 49% of students. This has resulted in a decline in numbers enrolling at Doncaster College who previously attracted 34% of students but this year attracted 12 students (16%).

In addition to the providers already mentioned, the remaining students accessed courses and education across a further 14 providers.

Sectors

The latest Labour Market Information for East Midlands including Nottinghamshire (August 2020) confirms that the top growth industries / sectors across the area are Construction, Wholesale & Retail, Health & Social Work, Transport & Storage, Science & Technology & Manufacturing. Covid-19 will have inevitably had an impact on these sectors however the sectors of interest show that students moved into areas of study which reflect an understanding of local LMI, specifically around Construction which is the second most popular vocational pathways.

A-level subject mix will also identify if there are trends in subject selection that compliment Science, Technology and Health & Social Studies. Area to note is that the most popular vocational pathway was Public Services / Armed Forces with 14% of the overall cohort choosing to study a course in this area.

*NEET figures quoted may differ from those published by the DfE as this is a snapshot of data taken from the best possible data sources in Sept/Oct '22. The Local Authority work with the DfE to gather data to understand sustained destinations after the initial two terms.